

Qual-Pex^{PLUS+}

EASY-CRIMP



GET THE
PLUS+ ADVANTAGE



PIPELIFE

Pipelife Ireland Limited, White's Cross, Cork T23T992.
Phone: +353 21-4884700 | Email: ireland@pipelife.com | www.pipelife.ie



QUAL-PEX PLUS+ 'EASY-CRIMP' FITTING

Pipelife have developed an extensive range of quality crimp fittings which have complete compatibility with Qual-PEX Plus+ pipe. The premium grade annealed aluminium protective metal sleeve is precisely attached to each fitting during production and is designed to provide a unique metal reinforced leak free joint.

The polymer fittings are made from a high performance thermoplastic. The polymer fittings can withstand high temperatures and are corrosion resistant. Users of Qual-Pex Plus+ 'Easy-Crimp' fittings will find installation much quicker, easier and more economical than other available systems.

The maximum operating temperature for the Qual-Pex Plus+ 'Easy-Crimp' System is 82°C. Please ensure that the system is suitably calibrated not to exceed these conditions.

The Benefits of the Qual-Pex Plus+ 'Easy-Crimp' System. S.A.F.E. : Sleek, Affordable, Fast, Efficient.

- ✓ No Expensive tooling – theft of other crimp tools a major problem, no insurance.
- ✓ No confusion over jaw profiles and wall diameter etc.
- ✓ No problems associated with mixing and matching systems.
- ✓ No difficulty pulling through joists.
- ✓ No issue fitting in studwork: Much smaller and neater.
- ✓ No risk of nut loosening behind stud wall
Compression elbow v Qual-Pex Plus+ 'Easy-Crimp' System.
- ✓ No working with heavy press machines on site all day.
- ✓ No battery charging required
- ✓ No water/metal contact.
Completely corrosion resistant.
- ✓ No joint preparation required – FAST.
- ✓ No fitting required in base as per conduit shoe v compression elbow on copper.
- ✓ Availability of manufacture's rep's.
- ✓ Wide network of Qual-PEX Plus+ stockists – full range of multilayer not stocked in many merchants.
- ✓ Speed.
- ✓ Approval from engineers.
- ✓ Tooling up for the Qual-Pex Plus+ 'Easy-Crimp' System is inexpensive. This is a major benefit.
- ✓ As your company expands, no forking out thousands of Euro on tooling up.
- ✓ Simple, controlled and accurate joint – every time.
- ✓ 50 Year Guarantee.



NO O RINGS



NO PIPE INSERT



NO SOLDERING



NO BULKY TOOLS



NO REAMING OF PIPE



NO PIPE GLUE



NO THEFT TEMPTATION



NO EXPENSIVE TOOLING



NO BATTERY CHARGING



NO CONFUSION

Qual-Pex^{PLUS+} EASY-CRIMP




TESTIMONIALS

"Very happy with how simple this system is. No inserts needed, huge cost saving on many levels, faster, cheaper than MLCP crimp, much lighter for transportation, will be widely available. No confusion on what profile, what jaws, availability of the fittings. Lovethe sleek finish. Only tools needed is a cutters and a clamp tool. This is a game changer"

Trevor Hill, Hill Heating & Plumbing, Cork.

"It took one senior plumber and apprentice 2 and half days to first fix one house with multilayer pipe. With the Qual-Pex Plus+ Easy-Crimp System we first fixed one house in alittle over one day. We are delighted with the speed and ease of the fittings. We will continue to use this system for this site with Qual-Pex Plus+ Easy-Lay Pipe. Also the 1/2" & 3/4" nail on clips fit perfectly around the fittings".

Thomas Donegan, Ballyshane, Rathangan, Co. Kildare.




STRAIGHT COUPLER

SAP CODE	QUAL - CRIMP
3095210060	1/2" Crimp Coupler (25)
3095210065	3/4" Crimp Coupler
(25)3095210300	1" Crimp Coupler (10)



ELBOW CONNECTOR

SAP CODE	QUAL - CRIMP
3095210055	1/2" Crimp Tee (25)
3095210075	3/4" Crimp Tee (25)
3095210315	1" Crimp Tee (10)



TEE CONNECTOR

SAP CODE	QUAL - CRIMP
3095210055	1/2" Crimp Tee (25)
3095210075	3/4" Crimp Tee (25)
3095210315	1" Crimp Tee (10)




REDUCING TEE

SAP CODE	QUAL - CRIMP
3095210070	3/4" x 3/4" x 1/2" Crimp Reducing Tee (25)
3095210090	3/4" x 1/2" x 1/2" Crimp Reducing Tee (25)
3095210100	3/4" x 1/2" x 3/4" Crimp Reducing Tee (25)
3095210102	1/2" x 1/2" x 3/4" Crimp Reducing Tee (25)
3095210325	1"x1"x3/4" Crimp Reducing Tee (10)
3095210330	1"x1"x1/2" Crimp Reducing Tee (10)
3095210335	1"x3/4"x3/4" Crimp Reducing Tee (10)



STRAIGHT TAP CONNECTOR

SAP CODE	QUAL - CRIMP
3095210105	1/2" Crimp BSP Straight Tap Connector (25)
3095210110	3/4" Crimp BSP Straight Tap Connector (25)



STRAIGHT REDUCER

SAP CODE	QUAL - CRIMP
3095210080	3/4" x 1/2" Crimp Reducing Couplers (25)
3095210305	1" x 3/4" Crimp Reducing Couplers (10)
3095210310	1" x 1/2" Crimp Reducing Couplers (10)



MALE COUPLING

SAP CODE	QUAL - CRIMP
3095210115	1/2" Crimp BSP Male Coupling (25)



FEMALE SWIVEL ELBOW

SAP CODE	QUAL - CRIMP
3095210270	1/2" Crimp BSP Female Swivel Elbow (25)



STOP END

SAP CODE	QUAL - CRIMP
3095210050	1/2" Crimp Stop End (25)
3095210085	3/4" Crimp Stop End (25)



RADIATOR TAIL

SAP CODE	QUAL - CRIMP
3095210265	1/2"x 15mm Cu x300mm Elbow Radiator Tail

CLAMP TOOLS

SAP CODE	QUAL - CRIMP
3095210120	1/2" Clamp Tools (1)
3095210125	3/4" Clamp Tools (1)
3095210350	1" Clamp Tool (1)



QUAL-PEX PLUS+ 'EASY-CRIMP' TOOL

The Pipelife Easy-Crimp Tool is an integral feature of the Qual-Pex Plus+ 'Easy-Crimp' System and ensures a simple, accurate, watertight joint every time.

As the tool clamps onto the aluminium sleeve, it 'work hardens' the section within the jaws of the tool, making a watertight joint and leaving a section of the aluminium sleeve on both sides still in the annealed state. This ensures that there is no stress on the pipe or the crimp fitting.

Ease of grip: simply push together for a controlled, consistent clamp

Ensures an accurate, Watertight joint

Stops

Only Compatible with Qual-Pex Plus+ 'Easy-Crimp' Fittings




QUAL-PEX PLUS+ 'EASY-CRIMP' JOINTING GUIDELINE



A depth marker can be found every 15mm on Qual-Pex Plus+ 'Easy-Lay' Pipe

1.



1. Cut pipe squarely at depth marker with pipe cutters.

2.



2. Insert the pipe into the fitting until the aluminium sleeve is in line with the next depth marker. 1/4 twist pipe onto fitting to ensure a sure fit. Ensure you push the pipe all the way (15mm) into the shoulder of the fitting.

3.



3. Clamp-Hold-Release. Clamp approximately 2mm in from the end of the fitting, close the tool handles completely to the stops provided, and hold firmly for around 2 seconds, then release.

4.



4. The process of installing the system is clean and quick, leaving a watertight mechanical joint.

* Depth markers should only be used for Qual-Pex Plus+ 'Easy-Crimp' fitting and not compression or pushfit.





PIPES FOR LIFE

MEET THE QUAL-PEX PLUS+ 'EASY-LAY' FAMILY

Qual-Pex PLUS+
EASY-LAY

Qual-Pex
EASY-LAY ECO



GET THE
PLUS+
ADVANTAGE



FLAT



FAST



FLEXIBLE



Guaranteed Irish
All together better